



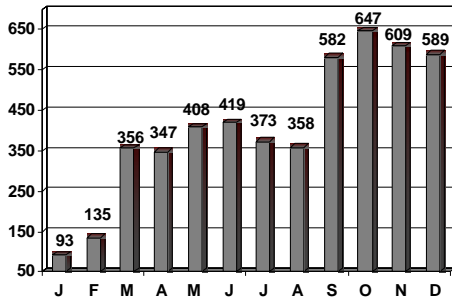
Monthly Report for:

Dec 2009

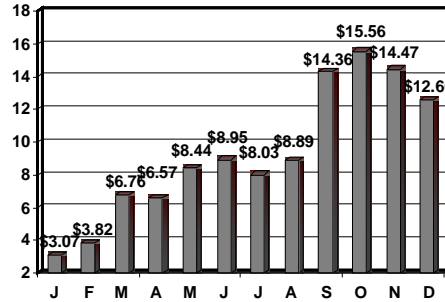
Daily Average Value	\$600,435,182
Daily Average Volume	27,859,884
Daily Average Trades	130,929
Daily Average Symbols	426
Daily Average Volume Routed	10,394,347

Monthly Trade Price Improvement Stats		Monthly Hidden Order Stats	
Avg Basis Point Improvement	1.38	% Hidden Volume	7.05 %
% Better Than Primary BBO	39.15 %	Average Order Size	3,892

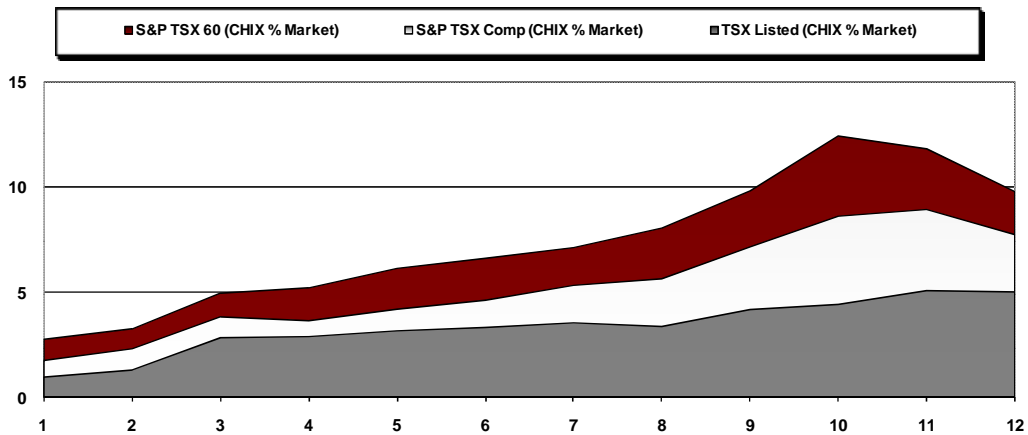
Monthly Trading Trend by Volume (Millions)



Monthly Trading Trend by Value (CAD Billions)



Monthly Trading Trend by % S&P TSX 60, % S&P TSX Comp & % TSX Listed



© 2009 Chi-X Canada ATS, Ltd., member IIROC/CIPF. All Rights Reserved. CHI-X is a registered trademark in the UK, Canada and in other countries throughout the world. INSTINET is a registered trademark in the United States and in other countries throughout the world. This information is provided for informational purposes only and does not take into account the particular investment objectives, financial situation, or needs of any individual or entity. Under no circumstances is this information to be used, or considered as an offer to purchase or sell any security, or as a solicitation or recommendation of the purchase, sale or offer to purchase or sell any security. While the information has been obtained from sources deemed reliable, neither Chi-X, its affiliated companies, nor its licensors, guarantee the accuracy, validity, timeliness or completeness of and information or data provided.