

MARKETSITE EVENT SPACE SPECS

LOGO SUBMISSION (MANDATORY)

Please submit your logo as a high resolution .png sized to 1147x445px (the logo should be against transparent background). Additionally, please also submit your logo in vector format (.ai/.eps) in the various color options.

VIDEO WALL –Press Conference Area

Measures 18’ wide X 6’ tall, displaying a variety of views, powered by multiple sources running Win7, utilizing the following:

- ▶ Images (.jpg)
- ▶ Power Point 2010 (.ppt)
- ▶ Quicktime (.mov)
- ▶ Windows Media Player (.wmv)
- ▶ PDF Viewer (.pdf)

Keyboard, mouse and wireless clicker at the podium allow control of your presentation, along with a confidence monitor directly in front of speaker.



LAYOUT


- ▶ Wall supports Power Point Presentations in either **4X3** or **16X9** ratios (Please embed any video for your presentation into your ppt presentation, Video should be the same size as the ppt.)
- ▶ Positioning of presentation on the wall for both ratios can be centered, left justified or right justified.
- ▶ Space on the sides of the presentation can be filled with a company logo or can be left blank.
- ▶ For **full screen images** (.jpg), please submit a high resolution .jpg using the specs here: [FULL SCREEN IMAGE TEMPLATE](#) *Content should be within the grey area only
- ▶ For **full screen videos** (.wmv), please submit a video .wmv using the specs here: [FULL SCREEN IMAGE TEMPLATE](#) *Content should be within the grey area only. Size of content for the grey area: 2912x1092px. Final video should be 1920x1080 px (.wmv)



SIZING

RECOMMENDED RESOLUTION FOR VIDEOS AND IMAGES


4X3 1600X1200	16X9 1920X1080
--------------------------------	---------------------------------



MARKETSITE EVENT SPACE SPECS

CONFIDENCE MONITOR

- ▶ The monitor can support the presentation exactly as seen on the video wall behind the presenter and if presentation notes are required on the confidence monitor, the client will need to use our **PerfectCue** clicker to control two sources at once. One source will be dedicated for the video wall and the other source will be for the notes on the confidence monitor.




Digital Timer

- ▶ Digital clock displays: Time Remaining; with Green-Yellow-Red cue lights that show Talk, Sum-Up, and stop time, respectively.
- ▶ Controlled by client with Wireless Controller that usually sits in the back of the room.



Clearcom Head Set

- ▶ Easy to use, crystal clear communication system. With 4 headsets (2 are designated to our AV team the other 2 are available for rent for secure communication throughout the event space.)



INTERACTIVE TOUCH DISPLAY SYSTEM –2nd Floor Exhibition Space

- ▶ There are 4 display systems which can be in either Interactive or Non-interactive modes
- ▶ Non-interactive mode is provided complimentary with your rental fee
- ▶ **Non-interactive Mode:** A single static image (.jpg 1920 x 1080) can be displayed which will be mirrored on each display system.
- ▶ **Interactive Mode:** additional costs apply; please reach out to your event coordinator for more information

FILE DELIVERY

You can upload your files to the link below:

[https://www.sendthisfile.com/sendthisfile/custom.jsp?sendthisfilecode=fLYzc3G6a0SgxmP\\$1su8Lb3](https://www.sendthisfile.com/sendthisfile/custom.jsp?sendthisfilecode=fLYzc3G6a0SgxmP$1su8Lb3)

Please state **company name** and **date of event** in the message box