

NFX QPORT ON-BOARDING GUIDE

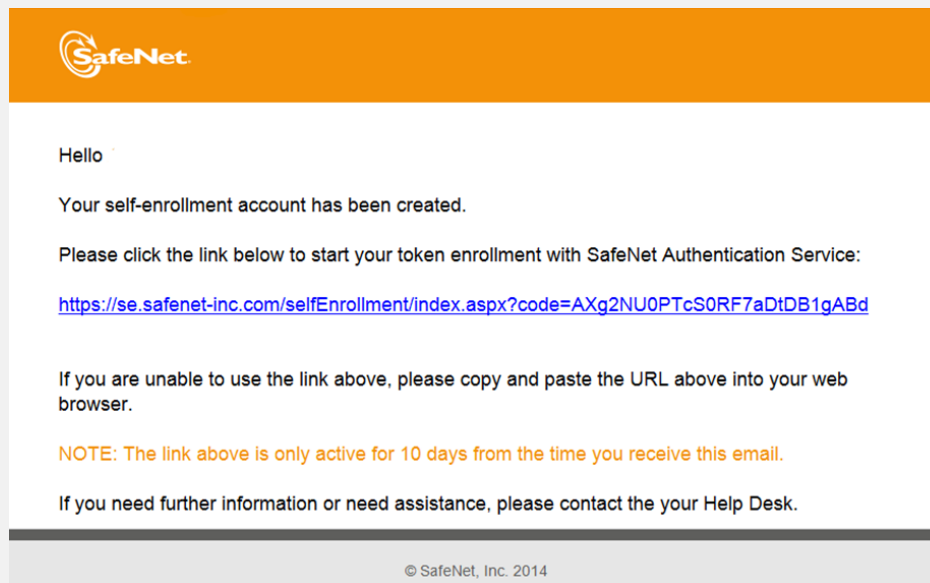
August 27, 2015

September 29, 2014



CLIENT ENROLLMENT

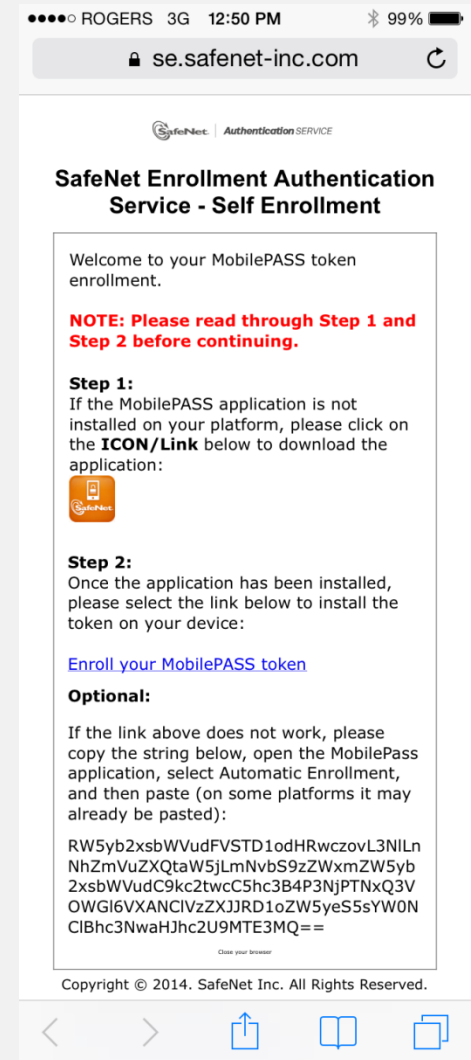
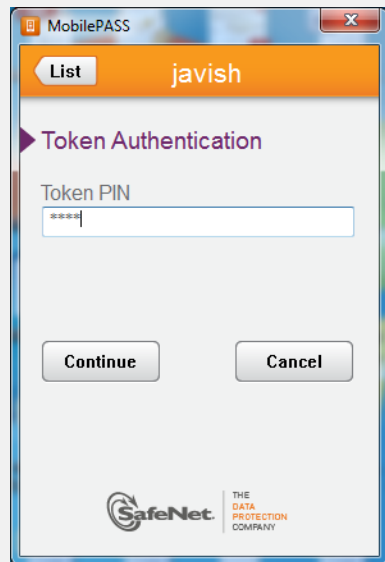
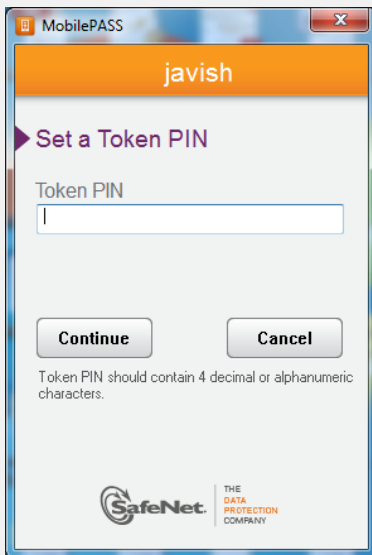
1. Download the SafeNet App on your phone or desktop*. The Nasdaq Admin will then add the client's email and information to the SafeNet Authentication Service (SAS) platform to provision a token. This will enable a licensed Mobile PASS token to be assigned to the app on user's phone.
2. You will receive a self enrollment email from the SafeNet Authentication Server <noreply@safenet-inc.com> once they are added to the SafeNet Portal. A sample of the message is shown below



*You may need special admin privileges to download the MobilePASS application based on your firms corporate IT policy.

CLIENT ENROLLMENT

1. Upon clicking the link on the previous slide you will see a message similar to as shown on the right.
2. After installing the MobilePASS App make sure to select the link – “Enroll your MobilePASS”
3. This will enable you to enroll you your token. You will need to set a personal 4 digit PIN as described in following slide.



MOBILEPASS INSTALL INSTRUCTIONS

1. Install the SafeNet Token App called MobilePASS on your device (compatible with most OS). A 4 digit PIN will need to be setup after auto-enrollment based off the email invite. Please refer to Fig. 1 for a visual of the app icon on a iOS device.
2. Each time the 4 digit PIN will be used to generate the Passcode (one time password – Fig. 2) which would need to be entered in the password field along with the assigned username credential that are managed on SafeNet portal by Nasdaq Market Ops. **Please make sure you remember the 4 digit PIN that you use during setup.**
3. This would serve as a two-factor authentication to establish the SSL VPN connection into Nasdaq networks. Subsequently, the user would need to enter their application credentials to access the NFX application.




Fig. 1




Fig. 2

CREDENTIALS

1. There is a separate set of username / password credentials for the actual Qport application which should not be confused with the SafeNet credentials.
2. The SafeNet Username is typically firstname.lastname in lower case letters. You will receive this info from the Nasdaq Market Operations team. The SafeNet token app (MobilePASS)will need to be installed and enrolled via the email you will receive from SafeNet.
3. Once the SafeNet App is installed on your phone or desktop you will need to use this along with your SafeNet Username to login the initial webpage.
4. The following slides will show you how to navigate various user interfaces and setup access to Qport.

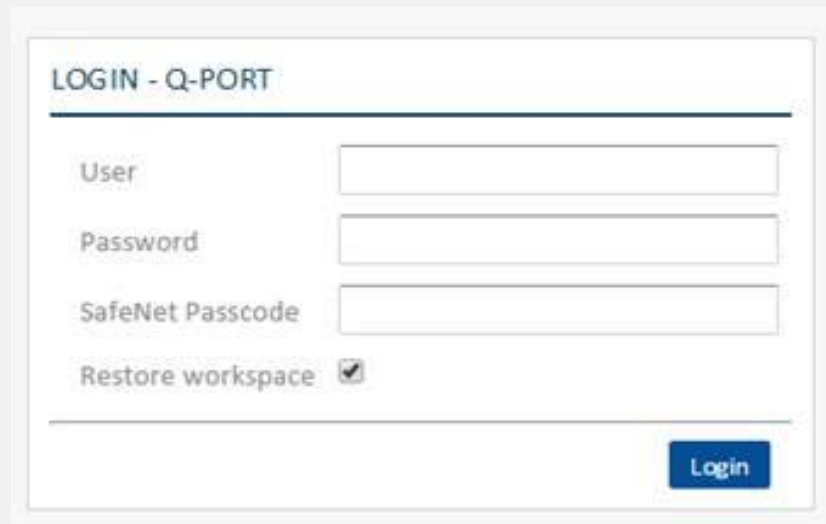
Example of the Qport Credentials

Owner Name: LeBron James
User Type: WS_BRO
Participant: XYZ_Futures LLC

Username: XYZ_WS2
Password: xxxxxxxx

STEP 1: LOGIN WEB PAGE

1. Enter <https://qport.nasdaq.com> in a browser (the app is only compatible with CHROME & IE version 11 and above) URL. This leads to the NASDAQ login page shown below.
2.
 - a. Enter your Qport Username in the 'User' field
 - b. Static password in the second field
 - c. Enter SafeNet 6 digit passcode in the third field from your MobilePass



LOGIN - Q-PORT

User

Password

SafeNet Passcode

Restore workspace

Login

STEP 5 : Q-PORT

1. Below is what you will display after login with your Qport credentials.

